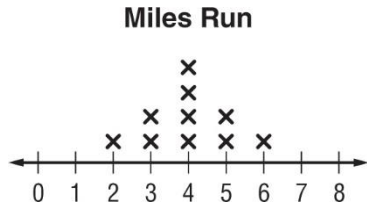


SHAPE OF DISTRIBUTION ASSESSMENT

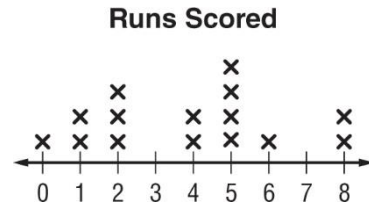
Choose the one that best describes the shape of distribution.

1



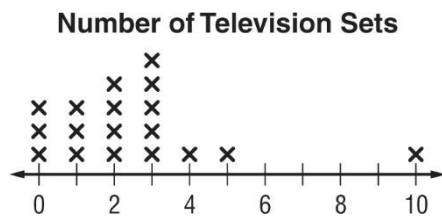
- A Right Skewed
- B Left Skewed
- C Symmetrical
- D None of these

2



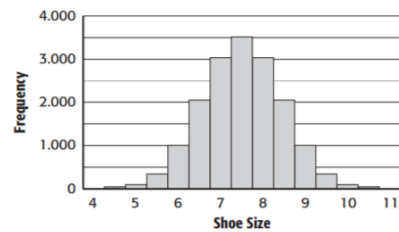
- A Right Skewed
- B Left Skewed
- C Symmetrical
- D None of these

3



- A Right Skewed
- B Left Skewed
- C Symmetrical
- D None of these

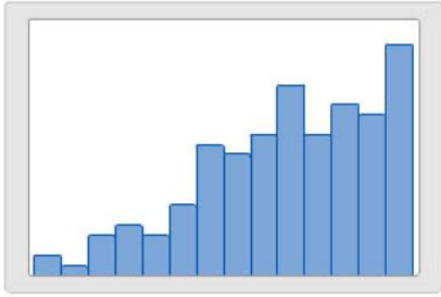
4



- A Right Skewed
- B Left Skewed
- C Symmetrical
- D None of these


SHAPE OF DISTRIBUTION ASSESSMENT

5




- A Right Skewed
- B Left Skewed
- C Symmetrical
- D None of these

6



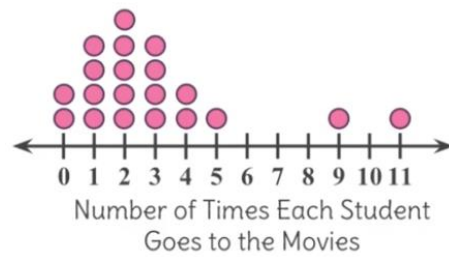
- A Right Skewed
- B Left Skewed
- C Symmetrical
- D None of these

7



- A Right Skewed
- B Left Skewed
- C Symmetrical
- D None of these

8



- A Right Skewed
- B Left Skewed
- C Symmetrical
- D None of these